



step 003





step 004





step 005




step 006













step 011





step 012













step 021





step 022







step 023



step 024












step 031





step 032




step 033



step 034







step 037




step 038




step 039



step 040




step 041




step 042




step 043



step 044



step 045





step 046





step 047




step 048









step 053




step 054




step 055




step 056






step 057




step 058









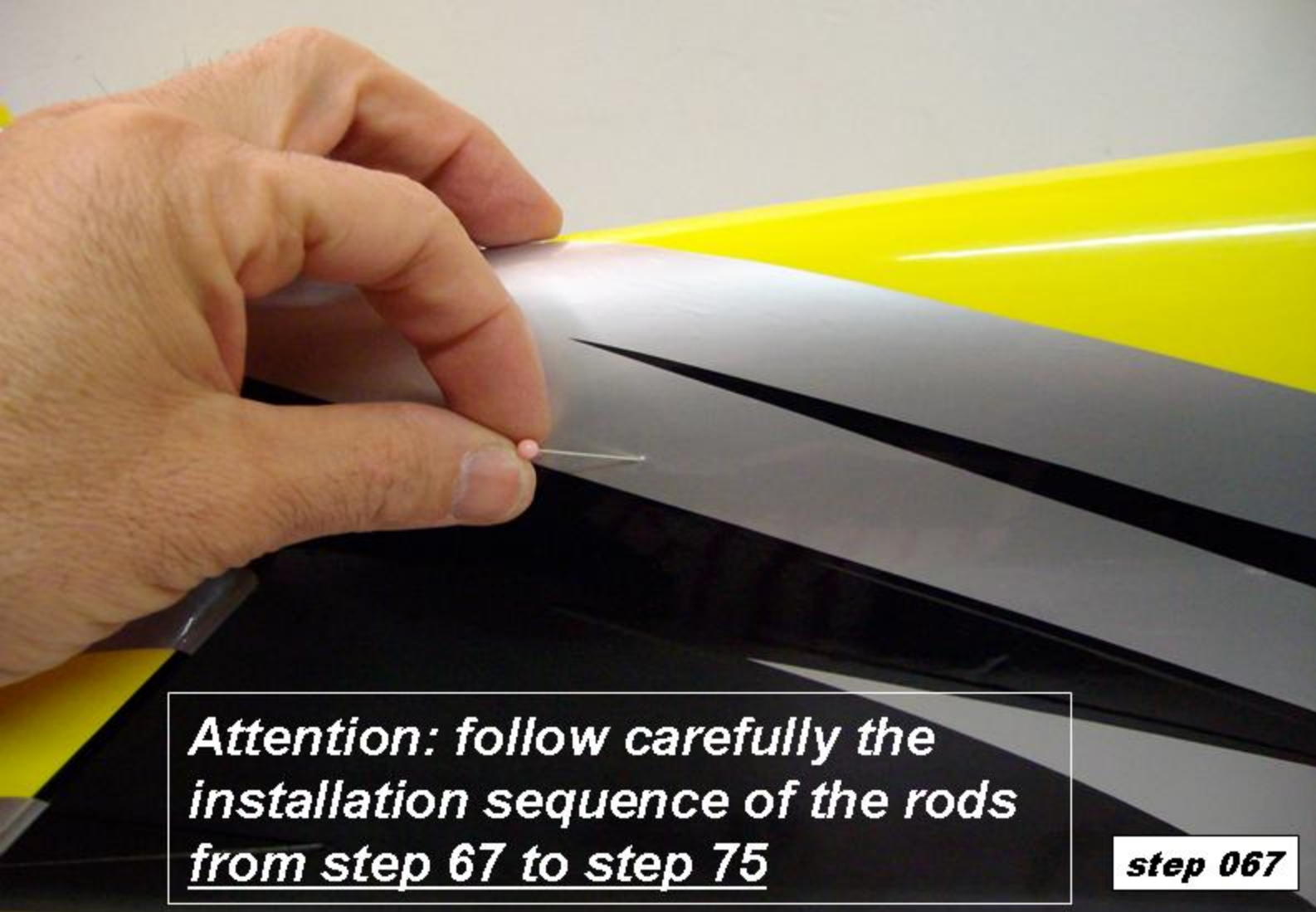
step 065



NB: VERY IMPORTANT


Before screwing the second screw, press the stabilizers to the fuselage

step 066




Attention: follow carefully the installation sequence of the rods from step 67 to step 75


step 067



step 068




step 069



step 070



step 071



step 072




step 073



step 074




step 075




step 076




step 077



step 078




step 079



step 080




step 081




step 082




step 083




step 084






step 087





step 088




step 089




step 090










step 093





step 094

















step 103



step 104














step 111




step 112







step 117



Pilot Panel Optional

step 118




Pilot Panel Optional

step 119




Pilot Panel Optional

step 120



Pilot Panel Optional

step 121




Pilot Panel Optional

step 122




Pilot Panel Optional

step 123




Pilot Panel Optional

step 124





Pilot Panel Optional


step 125



Pilot Panel Optional


step 126






Pilot Panel Optional

step 129



Pilot Panel Optional

step 130




Pilot Panel Optional

step 131



Pilot Panel Optional

step 132



Pilot Panel Optional

step 133



Pilot Panel Optional

step 134